

The Country Register[®]


Available across the U.S.A. & Canada

New Hampshire's Guide to Specialty Shopping and Events

Compliments of Our Advertisers

March-April 2018





Kathleen Graham
Editor/Publisher



Kelly Jones
Art Director



Judy Zarlenga
Sales and Office Support

Christine Schinella; Page Layout
cbeththom@comcast.net

The Country Register of New Hampshire
330 North Road; Deerfield, NH, 03037
Tel/Fax: (603) 463-3703 • countryregister@metrocast.net



Index for March-April 2018 Issue

The Amoskeag Quilters Guild Show 3
Time to let go, time to move on 4
Observations and Confessions From a Crazy Quilt Designer 4
Spruce Up for spring—Quick and easy ideas to update your décor 6
Advertisers' Events Calendar 6
Quilts for Cops Needs Help In Providing Quilts for First Responders Hurt on Duty 7
Become Inspired!—Decorating, Entertaining and Living in the Early American Style 9
A Cup of Tea with Lydia 10
Maple Syrup 11
Salvage Style—Farmhouse Buffet 12
Shop Locator 14
Building Harmony—The Music of Harmony 15
Mystery Quilt 15

A Note from the Editor . . .

Time to move on. Time to let go.
Spring is almost here. It's time to let go of winter and move on to spring. Maybe you love winter—cold crisp days, pristine landscapes and fun winter sports. Maybe you hate winter—trying to stay warm, slippery ice and endless shoveling. Either way, spring will be her soon.

I'll miss seeing my yard covered in beautiful drifts of white snow, but I'm anxious to see the first tiny flowers appear in my garden. I can't wait to play in my gardens again. I can't wait to go for walks along the lake near my house and just get out of the house to enjoy a little sunshine.

So, it's time to let go and move on. It's time to enjoy all that spring has to offer.

Have a great spring and don't forget to visit all our Country Register advertisers.

Kathy

The Deadline for the May-June Issue is
April 1st for Ads and Articles.


Disclaimer

Articles published in this newspaper, which are contributed from an outside source, express the opinions of their authors only and may not express the viewpoint(s) of the management or staff of *The Country Register*. Such articles that are accepted for publication herein may be edited at the sole discretion of the publisher.

Responsibility for products advertised in this newspaper lies with the advertisers themselves. Though *The Country Register* will not knowingly publish fraudulent materials or fraudulently obtained materials we are not liable for any damages arising from the purchase or use of products advertised herein. Notification regarding any consumer complaints related to merchandise purchased from our advertisers would be appreciated and would assist in our effort. Copyright © 2018 by *The Country Register*, 330 North Road, Deerfield, NH, 03037.

The Country Register reserves the right to refuse to print any advertisement, article or photograph in whole or in part. The presence of an advertisement does not imply endorsement of that advertiser.

Send in this form to have *The Country Register* mailed directly to you



Name _____
Address _____
Town _____
State _____ Zip _____

Single Issue \$3 each
Jan/Feb _____ July/Aug _____
March/April _____ Sept/Oct _____
May/June _____ Nov/Dec _____

6 Issues \$18
Start with issue _____

Send your check or money order to:

The Country Register, 20 Chester St, Chester, NH 03036

The Country Register began in Arizona in the fall of 1988, to provide effective, affordable advertising for shops, shows and other experiences enjoyed by a kindred readership. Since then the paper has spread to many other areas, all of which are listed below. Look for the paper in your travels. To receive a sample paper from another area, mail \$3 in the U.S.A. or \$4 in Canada to that area's editor. Advertising rates are available upon request. If there is not a paper in your state, contact the editor of the Arizona paper at 1-888-942-8950. *The Country Register* is available at each shop that advertises and often at other unique locations. We hope you enjoy this bi-monthly publication and let the advertisers know you appreciate them bringing to you.

Publisher's Contact Numbers Across the USA & Canada for *The Country Register*

Send \$3 to any publisher below to obtain a paper from another area. *The Country Register* Founder: Barbara Floyd, 602-237-6008, info@countryregister.com, located in Phoenix, AZ

- USA
Arizona: Barb Stillman and Lolly Konecky, 515 E Carefree Hwy, #1128, Phoenix, AZ 85085, 602-942-8950
Arkansas: Richard & Lenda Brown, P.O. Bo 32581, Oklahoma City, OK 73123, 405-470-2597
California & N. Nevada: Barb Stillman and Lolly Konecky, 515 E Carefree Hwy, #1128, Phoenix, AZ 85085, 602-942-8950
Colorado: Jan & John Keller, 16755 Oak Brush Loop, Peyton, CO 80831, 719-749-9797, Fax 719-749-9595
Connecticut: Dave & Amy Carter, P.O. Box 365, New Market, MD 21774, 866-825-9217, Fax 866-261-9641
Delaware: Merle and Gail Taylor, P. O. Box 128, Owens Cross Roads, AL 35763, 888-616-8319, Fax 800-609-0278
Florida: Dave & Amy Carter, P.O. Box 365, New Market, MD 21774, 866-825-9217, Fax 866-261-9641
Georgia: Linda Parish, P.O. Box 389, Lexington, GA 30648, 706-340-1049, 678-641-7728
Idaho (N.): Dee Sleep, 132 W. Hudson Street, Spearfish, SD 57783, 605-722-7028, Fax 605-385-003
Idaho (S) Washington & E. Oregon: Barb Stillman and Lolly Konecky, 515 E Carefree Hwy, #1128, Phoenix, AZ 85085, 602-942-8950
Illinois: Richard & Lenda Brown, P.O. Bo 32581, Oklahoma City, OK 73123, 405-470-2597
Indiana: Gail & Merle Taylor, P. O. Box 128, Owens Cross Roads, AL 35763, 888-616-8319, Fax 800-609-0278
Iowa: Linda Glendy, P.O. Box 6, Tama, IA, 52339, 1-641-751-2619
Kansas: Cindy Baldwin, 988 9th Ave., McPherson, KS 67460, 1-866-966-9815
Maine: Deborah Daney, 660 Country Club Rd. Sanford, ME 04073, 207-608-9102
Maryland: Dave & Amy Carter, P.O. Box 365, New Market, MD 21774, 866-825-9217, Fax 866-261-9641
Massachusetts & Rhode Island: Dave & Amy Carter, P.O. Box 365, New Market, MD 21774, 866-825-9217, Fax 866-261-9641
Michigan: Bill, Marlene & Leslie Howell, 3790 Manistee, Saginaw, MI 48603-3143, 989-751-8860, Fax 989-793-1395
Minnesota: Kim and Mickey Keller, 12835 Kiska St. NE, Blaine, MN 55449, 763-754-1661, Fax 763-862-9939
Missouri: Richard & Lenda Brown, P.O. Bo 32581, Oklahoma City, OK 73123, 405-470-2597
Montana: Dee Sleep, 132 W. Hudson Street, Spearfish, SD 57783, 605-722-7028, Fax 605-385-003
Nebraska: Barb Stillman and Lolly Konecky, 515 E Carefree Hwy, #1128, Phoenix, AZ 85085, 602-942-8950
Nevada (N.): Barb Stillman and Lolly Konecky, 515 E Carefree Hwy, #1128, Phoenix, AZ 85085, 602-942-8950
Nevada (S.): Glenna Dunn, 4568 Carol Circle, Las Vegas, NV 89120, 702-523-1803
New Hampshire: Michelle Hatch, 20 Chester St., Chester, NH 03036, 603-571-1822
New Jersey: Merle and Gail Taylor, P. O. Box 128, Owens Cross Roads, AL 35763, 888-616-8319, Fax 800-609-0278
New Mexico: Jan & John Keller, 16755 Oak Brush Loop, Peyton, CO 80831, 719-749-9797, Fax 719-749-9595
New York: Dave & Amy Carter, P.O. Box 365, New Market, MD 21774, 866-825-9217, Fax 866-261-9641
North Carolina: Barb Stillman and Lolly Konecky, 515 E Carefree Hwy, #1128, Phoenix, AZ 85085, 888-942-8950
North Dakota: Dee Sleep, 132 W. Hudson Street, Spearfish, SD 57783, 605-722-7028, Fax 605-385-0035
Ohio: Barb Moore, P.O. Box 37, Cable, OH 43009, 937-652-1157, Fax 937-484-8963
Oklahoma: Richard & Lenda Brown, P.O. Bo 32581, Oklahoma City, OK 73123, 405-470-2597
Oregon: Barb Stillman and Lolly Konecky, 515 E Carefree Hwy, #1128, Phoenix, AZ 85085, 602-942-8950
Pennsylvania: Dave & Amy Carter, PO Box 365, New Market, MD 21774, 866-825-9217
South Carolina: Barb Stillman and Lolly Konecky, 515 E Carefree Hwy, #1128, Phoenix, AZ 85085, 888-942-8950
South Dakota: Dee Sleep, 132 W. Hudson Street, Spearfish, SD 57783, 605-722-7028, Fax 605-385-0035
Texas: Richard & Lenda Brown, P.O. Bo 32581, Oklahoma City, OK 73123, 405-470-2597
Vermont: Michelle Hatch 20 Chester St., Chester, NH 03036, 603-571-1822
Virginia: Dave & Amy Carter, P.O. Box 365, New Market, MD 21774, 866-825-9217, Fax 866-261-9641
Washington & E. Oregon & S. Idaho: Barb Stillman and Lolly Konecky, 515 E Carefree Hwy, #1128, Phoenix, AZ 85085, 602-942-8950
West Virginia: Dave & Amy Carter, P.O. Box 365, New Market, MD 21774, 866-825-9217
Wisconsin: Scott & Jennifer Hughes, P.O. Box 276, Altoona, WI 54720, 715-838-9426
Wyoming: Dee Sleep, 132 W. Hudson Street, Spearfish, SD 57783, 605-722-7028, Fax 605-385-003


- CANADA
Alberta: Ruth Burke, P.O. Box 97, Heisler, AB T0B2A0, 780-889-3776, fax 780-889-3769
British Columbia: Bryan Stonehill, Box 1338, Summerland, B.C. V0H 1Z0, 1-800-784-6711
Manitoba & Saskatchewan: Scott & Marj Kearns, Box 850, Kipling, SK S0G 2S0, 306-736-2441
Ontario: Harriet Ramos, 115 - 1803 St. Joseph Blvd., Orleans, ON K1C 6E7, 613-424-6420

Cover Story



Anna Joy is celebrating Easter with her basket of eggs. She has been busy searching for eggs and treats at her family's Easter egg hunt. Anna Joy is the granddaughter of our contributing writer, Lydia Harris (*A Cup of Tea with Lydia*). Proud Grandma Tea, as she is called by her grandchildren, says that Anna Joy is indeed quite a joy. Her dad took this beautiful photo.

The Amoskeag Quilters Guild Show



The Amoskeag Quilters Guild was founded in 1988 by a group of quilters to provide the opportunity for the education, appreciation and advancement of the art of quilting. It is a not for profit group devoted to preserving the heritage of quilting through the above stated opportunities. Membership is open to anyone without regard to race, sex, religion or age, who has an interest in quilts and/or quilting. As an important resource for all of the region quilters, the guild is devoted to the purpose of educating the general public through its exhibitions and public programs in the art of and history of quilts and quilting.

The group meets the third Thursday of each Month,

September through May, at 7pm. Their mailing address is: Amoskeag Quilters Guild, PO Box 4116, Manchester, NH 03108. Check them out on Facebook.



The guild's quilt show, "Tomorrow's Heirlooms," will be held March 24th and 25th from 10am to 4pm at Memorial High School, 1 Crusader Way, Manchester, NH 03103. There is an \$8 multi-day admission. Amoskeag Quilters Guild showcases a wide array of 150+ quilts created by Guild members. The show also features vendors, demonstrations, and raffles. Kids under 12 are free. Snacks and beverages will be available, parking is plentiful, and the venue is handicap accessible.

The raffle quilt proceeds will benefit St. Joseph Community Services Inc. "providing an average of 1,450 hot nutritious meals to the elderly and home-bound disabled throughout Hillsborough County." <http://mealsonwheelsnh.org/>



Sewing machine raffle;
Elna Gallery Series 3230;
Graciously donated by
Bittersweet Fabric Shop,
Boscawen, NH

Contact the guild for general inquiries at: AQG.QuiltShow@AmoskeagQG.org.

Winterberry Barn

★
Reopening
Fri., April 6th &
inviting you to our
"JOY OF SPRING
OPEN HOUSE" April 6-8
Friday & Sat 10-5
Sun 12-5
★
Closed
Sunday
April 22
★

247 Long Plains Rd (Rt. 22)
Buxton, ME 04093
(207) 727 - 3999
Rt 22 & 112- Behind Rite-aid
Thurs - Sat 10am - 5pm
Sundays: 12pm - 5pm
f Like us on FaceBook

Painted primitive/country furniture * Wall cupboards & shelves * Large selection of prints and signs * Towels & table linens * Birdhouses * Candles & tarts * Braided mats and a lot more to make your house a home. And it's all tucked in a little barn in a peaceful garden setting.
Please stop in and see what's new.

Pumpkin Hollow Primitives

on the Gile Homestead c. 1763

Open by appointment.
Season starts in May.

We feature primitive antiques, period lighting,
American folk art, early needfuls
and seasonal decor.

152 Gile Road Nottingham, NH
603-734-4402
www.pumpkinhollowprimitives.com

Spring arrives March 20th

Everybunny loves
to read
The Country Register

Advertise your business or event in
The Country Register-
Targeted • Effective • Economical

Deadline is April 1st for our
May/June issue

Call Michelle at 603-571-1822
or email her at
michelle@countryregisternhvt.com
for more information and to reserve your space

Time to let go, time to move on

By Kathy Graham



▲ Our first cover, May/June 2006; Kathy's children—Jason, Jesse and Kelly celebrate with their dog, Scooter.

In my Editor's Note, I talked about letting go and moving on. It's time for me to do just that in other ways, too. This will be my last issue as editor of *The Country Register* of New Hampshire. It has been a very hard decision to let go of this paper that I started twelve years ago. It's been hard work but a lot of fun too. I've enjoyed meeting all my fellow shop owners and advertisers. I've loved creating the ads, choosing artwork and articles and doing the layout. It has been a thrill each issue to pick up that very first paper and see all my ideas come to life in print.

But, as the saying goes, "All good things must come to an end."

My family and friends have told me

that I take on too much and should give something up. I need and want to spend more time at my shop, Countryberries. It's time for me to spend more time with my children and grandchildren and pursue some of my favorite activities—gardening, painting, rug hooking, genealogy and travel. It's time to let go of some things in my life so that I can move on to others.

I'll miss you all. Thank you to all my advertisers who made the paper possible, Judy, Kelly, Christine, Barbara Floyd (founder of *The Country Register* newspapers) and my printers and distributors. Finally, I'd like to give a very big thanks to you, my readers. It's been a pleasure publishing *The Country Register* of New Hampshire.



▲ From left to right: Kathy, Kelly, Judy, Christine

Introducing our new editor



Michelle Hatch has purchased *The Country Register* of New Hampshire. Michelle is the owner of Bittersweet Blessings in Chester. She is full of energy and has lots of new ideas for the paper. She'll also be publishing the Vermont edition.

Michelle is a graduate of SNHU with a degree in Small Business Management. She also attended Bentley College where she was a marketing major and her passion was being production manager of her college newspaper, *The Vanguard*. In 2010, Michelle founded Bittersweet

Blessings, a large country shop located in Chester, NH and has been advertising with *The Country Register* since she opened the shop. She has two amazing children (Colby, 8 and Madison, 6) that bring her joy and laughter (and sometimes tears, lets be honest) everyday. Michelle is excited about this new adventure of owning *The Country Register* of New Hampshire and looks forward to adding Vermont to the publication as well in the near future.

When Irish eyes are smiling,
they're usually up to something

Happy
St. Patrick's
Day



Observations and Confessions From a Crazy Quilt Designer

by Deb Heatherly

I've always created with chaos. It's just how I roll. One spark, one idea and, before you know it, almost every fabric I own must be pulled from its hiding place. Do I neatly fold them and put them back up once I've made my selections? Of course not! By then I am in the zone. (Picture a lion suddenly running free from its cage and madly dashing here and there.) That's me as I grab, cut and stitch.

A new idea means that a hurricane of fabric bolts, fat Quarters and other assorted yardage—some on the floor, some stacked into mountains and still others spilling from the cabinets—will soon be decorating my room. Actual cutting takes place by shoving fabric far enough to one side to see a portion of the cutting mat. Scraps from the cutting get tossed toward the trashcan but, more times than not, they end up on the floor where my cats think I have presented them with new toys and end up happily buried in the piles.

This wild frenzy sometimes last for days but, before you know it, a new design and thus a new pattern is born. I clean up at that point and my room may actually be neat and tidy for a day or two until the roller coaster of design begins anew. At that point, the chaos will start all over again.

I've often wondered if this wild artistic whirlwind is the norm so I casually asked a few friends about their creative habits.

"Oh, I clean as I go." The first one answered. "I can't stand the mess when I am finished."

"Hmmm" I thought to myself. I do that when I cook. Perhaps I should give it a try when I sew. It would be nice to see the top of my cutting table more than once or twice a month.

Good intentions in check, the next day I set out on this new adventure. Although it felt strange, I cut the first fabric then neatly folded and put it back on the shelf. All was well. That is, until a few minutes passed and I discovered that I needed two more cuts from that same fabric. Grumbling to myself, I pulled it back out and repeated the process of cut, fold and replace.

I was not a happy designer but I was determined to give this a try. Four more fabrics followed and I thought I was getting the hang of this "be neat as you sew" method until I realized that I'd cut a piece of selvage into fabric one and would need still more cuts. By now, fabric one was stacked neatly under the other four fabrics on a shelf that required a step stool to reach. Rather than moving the top-most fabrics, I tried to gently tug fabric number one from underneath the other four. Clever me thought I'd accomplished just that until an avalanche ensued and the rest of the fabric spilled in every direction. Soon my sewing room looked like it always did so I gave up. Freed from my cage, I stepped over the pile and continued on my quest. I'd tried it and it did not work for me. I felt myself smile. Let the pandemonium ensue.

The moral of my story—I don't think we need to try and be like anyone else. Our creativity is unique and must be expressed in the way most natural to us. If you are a neat quilter, I applaud you and you have my greatest respect. One day I might grow up to be like you. For now, I'm happy being the mad scientist-type designer. I think the tornado of color and creativity that blows through my room is part of my inspiration. It works for me and makes me happy.

Isn't that what it's ultimately about? Creative happiness? As the old Nike logo said, "Just do it." It's all about the journey; let's enjoy the path that gets us there and be happy along the way.

Deb Heatherly is a designer for Creative Grids® rulers and tools. When not in her studio, she is on the road doing Creative Grids® lectures and workshops for guilds and shops across the country. She is the designer of the Creative Grids Cat's Cradle tool, Strippy Stars tool, Turbo 4 Patch and the Ultimate Flying Geese tool, and the author of the books 'Cat'itude, Strippy Stars, and 4-Patch Panache. Visit her website at www.Debcatsnquilts.com or on Facebook at www.Facebook.com/Debscatsnquilts. Creative Grids® fans are invited to join her new Facebook group—Grids Girls.



Old Towne Hall News

By Natalie Healy

New Name . . . New Location

Great news for the dealers and customers of Olde Towne Hall Antiques in Stratham, NH. According to owner, Natalie Healy, the business is moving at the end of March and plans to be open for business on April 2nd- the day after Easter. How far are they moving? They're moving all the way "across the street" to the farmhouse with the big blue barn.

"We will be in just the farmhouse to start and then open up more spaces in the barn later in the season," Natalie said. "The barn is stunning, with all original wood and will make a memorable background for the antique and vintage merchandise that will be displayed there eventually. We also have a few other things in mind for it."

In the farmhouse, the rooms have been freshly painted and renovated. Twenty-five plus dealers will be displaying their wares, so you'll still find plenty of the same quality that you've come to appreciate at Olde Towne Hall Antiques. The shop will still be filled with vintage furniture, jewelry, books, china, glass, fabric, accessories and so much more. (Those of you who were familiar with the previous business here, the Little Italy Restaurant, will catch glimpses of it if you look closely. But, sorry, we don't serve pasta.)



With an eye to the future Natalie said that the name was changed to reflect the forward thinking of the shop and the dealers. "We've loved Olde Towne Hall Antiques for nine years and we loved that old building, 'puddle room' and all. But when I found myself referring to our new place as The Farmhouse I realized that liked the sound of it and the image it conveyed," she recalled. So it is

The Farmhouse on 33. In the logo and advertising . . ."with the Big Blue Barn" will be added to distinguish the shop from other antique shops in the vicinity. The new address is 148 Portsmouth Ave., Stratham, NH.

So, it's a new start, a new name, and a new location, but with the same value and business integrity found at Olde Towne Hall Antiques. Stop in and see for yourself!



Antiques at
Edgerly Farm
Shoppers Village • 87 Lafayette Road (Rt. 1)
Hampton Falls, NH 03844
603- 926-1971
Open Year Round 7 Days a Week - 10 AM - 5 PM
Like us on Facebook


Tin Roof Primitives

A Gathering of Primitive and Country Wares

Reproduction Furniture
Textiles • Quilts • Lighting
Window Treatments • Handmades
Braided Rugs • Floorcloths

1554 East Main St Ctr Conway (Rt 302), NH
603-986-3557
Wed- Sat 10-5 Sun- Mon 10-4






Patches
QUILT
LOFT
AND EMBROIDERY

- Custom Quilts
- Quilting Classes
- Notions • Fabric
- Embroidery
- Embroidered Quilt Labels

603-206-5490
649 E Industrial Park Dr
Studio 17
Manchester, NH 03109
Wed 2:30-5 Thur 10-9
Fri 10-5
Sat & Sun 10-4



EXCUSE ME WHILE I KISS THE SKY.

It's Spring fever.
You don't quite
know what it is you
want, but it just
fairly makes your
heart ache, you
want it so bad.

The Adorable Mark Twain

Spontaneity is a wonderful thing,
so it's good to plan for it!

🌸 ♡ 🌸 ♡ 🌸

Your mission, should you choose to accept it:

For the next four months I'll be traveling, via ship, to England, Ireland, and Wales. Join me for a virtual trip into the past ~ I'm taking everyone along via my Blog at www.susanbranch.com ~ there will be lots of photos and stories and luv-lee views of the wild Atlantic, charming cottages, tea rooms, bluebell woods and baby lambs. Keeping a diary! Writing a book about this magical place! We sail aboard the Queen Victoria on March 9. Let the adventure begin! Happy Spring! Bon Voyage! 🌸 With love from the Heart of the Home & me... ♡ **SUSAN BRANCH**

GIRLFRIEND WISDOM



Crocus, Daffodils, Tulips, and Lilies of the Valley, are all ready to adorn our lives in Spring. They were planted beneath the soil for a season and the performance is a great success!

We can take a lesson from Spring flowers when preparing for personal life events, performances, and activities. The bulbs have been planted in the fall, deep in the ground. Tulip bulbs are planted twice as deep as the flower is high. They have no roots at this stage. The same is true with our own event planning, it starts with just an idea and requires time and energy to work out the details. Before the flower's blooming time, there is a cooling period. This is a resting period in order for the bulbs to bloom in the Spring. In our lives, a resting period gives us time to review our lists and begin to enjoy the upcoming event and all of our preparation. Nature always provides great lessons.

Take a neighborhood walk,
and Thank the Flowers of Spring.

Happiness held is the seed;
Happiness shared is the flower.

by John Harrigan

Joy & Blessings, Jody

Girlfriend Wisdom is written and illustrated by Jody Houghton®.
For color files of this writing, contact Jody at:
jodyhoughton@msn.com or www.JodyHoughtonDesigns.etsy.com

Spruce Up for spring— Quick and easy ideas to update your décor

By Susan Baldani

Most people wait for spring to do their major cleaning. However, instead of just throwing things out and giving your home a thorough scrubbing, why not also do some simple redecorating? I'm not talking about taking down walls or buying all new furniture, which may not be in your budget right now, but doing some small things that can make a big difference.

Let's say your couch and love seat have seen better days and look a little drab. A quick and easy solution to update these pieces would be upholstery covers. Many of these are machine washable, so they can be laundered and kept looking new and clean for many years. Toss on some new throw pillows and it will almost be like having an entirely new living room set.

In the bedroom, find a pretty floral duvet cover or bedspread to celebrate the new season, and again, add some new pillows to create a cheerful, homey look. Lie down on the bed with a good book and relax in your "new" space.

New towels and shower curtains are inexpensive ways to change the feel of any bathroom. Add some floral soaps or a pretty soap dispenser and you're all set. Light a candle, pour a glass of wine, and soak in the tub while admiring your surroundings.

Once the weather is warm enough, open those windows and let all that stale winter air out. Placing fresh flowers, potted tulips and other blooming plants around the house is another way to bring the spring indoors and have the extra bonus of making it smell great. And the fresh clean air will rejuvenate your senses and help you appreciate the milder weather. You'll also be better able to hear the sounds of nature right outside your door.

If you want to take it to another level, how about getting rid of those faded dusty drapes and curtains? Search your local neighborhood stores to find that good quality you're looking for at a reasonable cost, or buy some fabric and make them yourself. Of course, a fresh coat of paint never hurts and can introduce an updated color scheme. And if you need help, you can always hire an interior decorator to assist you with your new look.

You can easily find these items and more in many of the businesses advertised in this issue of *The Country Register*. The owners would be happy to assist you and the friendly service of local shops cannot be beat.

Replacing just a few items in each room can make your house look fresh and feel inviting. Plus, all of these changes can be done in a short amount of time without breaking the bank.

Susan Baldani has an MA in Education and a BA in Psychology. She enjoys writing and in addition to writing articles about small town life, is currently working on her second book. You can contact her at suebaldani@yahoo.com or through her website at www.mywritingwall.com.

Daylight Savings Time
Starts March 11th
Spring Ahead One Hour



Advertisers' Event Calendar

March

S	M	T	W	T	F	S
				1	2	3
4	5	6	7	8	9	10
11	12	13	14	15	16	17
18	19	20	21	22	23	24
25	26	27	28	29	30	31

April

S	M	T	W	T	F	S
1	2	3	4	5	6	7
8	9	10	11	12	13	14
15	16	17	18	19	20	21
22	23	24	25	26	27	28
29	30					

MARCH

- 2-4 **Bittersweet Blessings—Chester;** Spring Open House
- 2-4 **Sage Farm Antiques- 35 Lafayette Rd, North Hampton**
"Inspired By Winter" Show Fri 10-7, Sat & Sun 10-5
- 16-18 **Countryberries—Deerfield;** Spring Open House-
New Spring & Easter décor, specials, door prize
- 24-25 **Amoskeag Quilters Guild—Manchester Memorial High**
Tomorrow' Heirlooms Quilt Show. Exhibits, vendors
- 24-25 **Bittersweet Blessings—Chester;** Maple Sugar Weekend
- 24-25 **The Victorian Cupboard Sewing Studio—Salem**
Participating in Amoskeag Quilters' Guild Show

APRIL

- 1-30 **Countryberries—Deerfield;** April is Decorating Month-bring in your ideas, photos & samples & get free decorating help
- 2 **The Farmhouse—Stratham (Olde Towne Hall Antiques)**
Reopening across the street. New building, new name
- 6-8 **Winterberry Barn—Buxton, ME;** Reopening. "Joy of Spring" Open House
- 6-8 **Sage Farm Antiques—35 Lafayette Rd, North Hampton**
"Spring Spirit" Show Fri 10-7, Sat & Sun 10-5
- 11-14 **MQX Quilt Festival—Center of New Hampshire-Manchester**
Exhibits, classes, vendors, appraisals
- 13-15 **Bittersweet Blessing—Chester;** Michelle's Birthday Weekend

Dates sometimes change and we've been known to make a mistake or two! Please call ahead to confirm event dates and times.

The Memory Box

By Susan Baldani



When I was a little girl, my grandmother kept a big box of pictures in her sewing room. Being the curious child that I was, I loved looking through it and seeing family and friends and how they had changed over the years. However, it was the people I didn't know and had never met who intrigued me the most.

Fortunately for me, Grandma Helen never minded when I interrupted her sewing (or crocheting, knitting, baking, or cooking—yup, she could do it all) to ask her who those people were. Some of the pictures were really old, and although the details weren't very clear, I remember loving them the most. I especially liked the ones with the fancy scalloped borders around them.

Why did they ever stop doing that? Anyway, my grandmother would sit down with me and patiently explain who everyone was and where and what they were doing. I got to know relatives whom I had never met, like my great grandmother who died when my grandma was only thirteen, along with others I had only heard about. These times we spent together were not only special for me, but I believe for Grandma Helen as well. She got to relive her special memories as she was passing them on to me and my siblings. These photos were a gateway into the past, and reminded us how everyday events such as birthdays, weddings and baptisms helped form our family's history. I also loved that these pictures were all jumbled together in a big box, rather than arranged neatly and orderly in photo albums. That's nice too, of course, but for a kid who liked to explore, being able to

dig down into the very bottom to find one that I hadn't seen before made it much more fun.

Today, due to the proliferation of online photo albums, there seem to be fewer and fewer printed pictures to keep in a box or put into an album. Sure, online digital pictures are great. The clarity cannot be beat, plus you can pick and choose which ones to keep. Still, there's something about those old black and white pictures in your hand that make you feel as if you're holding pieces of the past.

My mother and uncle now have these pictures, and just recently my mom and I sat in her bedroom going through them. This time my mother got to relive her own special memories with me. Although, when some of them were taken, my mother was not even born yet. But I could see when she looked at her ancestors how special they were to her, even though she never got to meet them all. This, in turn, made them special to me.

Why not make your kids or grandchildren a picture box so they too can hold a tangible part of your family's history? Be sure to pass on stories about the people and places to make them come alive in their hearts and minds. You could even write a little story on the back of each one. I know I will never forget the times spent looking through that old box of memories.

Susan Baldani has an MA in Education and a BA in Psychology. She enjoys writing and in addition to writing articles about small town life, is currently working on her second book. You can contact her at suebaldani@yahoo.com or through her website at www.mywritingwall.com.



Quilts for Cops Needs Help In Providing Quilts for First Responders Hurt on Duty

Quilts for Cops, a 501-C3 non-profit organization that was established to provide handmade quilts to help comfort First Responders who have been hurt in the line of duty, could use some help!

The organizer behind this important effort is Bobbie Beberia of Yamhill, Oregon, who retired after 20+ years as a 911 Dispatcher at Oregon's second largest PSAP 911 center. Her husband, a Deputy Sheriff, recently retired after 25 years with a large metro area Sheriff's Department. Bobbie was always grateful that he returned home safe at the end of every shift because many are not so lucky. Bobbie owned The Quilted Hill quilt shop in Yamhill for several years and has been a long arm quilter for many years. So, she decided to combine her love of quilting with her appreciation for the sacrifices of all those who are not so fortunate. It is her hope that the handmade quilts will provide comfort to those injured officers.

Bobbie says, "Since we began in October 2016, more than 300 quilts have been sent to injured First Responders across our nation but many hurt men and women remain on the waiting list and the numbers increase with two to four hurt daily. Help is needed if we are to provide comfort quilts to all those who have been harmed."

Currently the Quilts for Cops organization is made up of local helpers—3 board members, 2 longarm quilters, 10 volunteers with various levels and time commitment. Bobbie spends 50 to 60 hours each week alone and she does 90-95% of the long arm quilting.

Goals for Quilts for Cops include: using Quilts of Valor as a model with chapters across the U.S.; increasing volunteers locally to eliminate the 3 month backlog and to get quilts sent out in a more timely manner; finding a fundraising coordinator and increasing funding for shipping and supplies; and sharing the work-load, especially for out-of-state recipients.

Donations are most welcome. The finished quilts or quilt tops that they can finish and send off have certain requirements. All donations are tax deductible. Because 99% of recipients are men, they are always in need of good "guy fabrics," neutrals or prints. The standards (size and quality) are much like Quilts of Valor, although not patriotic colors. They aim for quilts or Tops that are 60-64" wide by 80-84" long of quality fabric—no novelty, sports or panels. Quilts must be machine quilted to withstand use and washings.

Each quilt typically requires batting, longarm quilting and shipping (very few come ready to ship) and funds are needed for batting and shipping. Quilts are shipped USPS in large, flat rate boxes.

Bobbie explains, "Monetary donations are greatly appreciated and needed. 100% of donations go toward the purchase of top quality fabrics, thread, batting, backing, shipping and maintaining our website. All of our quilts are pieced and quilted with volunteer hours."

To learn more about Quilts for Cops and how you can help, go to quiltsforcops.com, email quiltsforcops@gmail.com, visit Quilts for Cops on Facebook or Instagram or call 503-662-4052.

Log Cabin Antiques & Gifts

Featuring rustic and primitive antiques. Garden items, kitchen gadgets, barn tools, etc. Plus a collection of country gift items.

Follow us on Facebook at Log Cabin Antiques Kingston, NH

Hours: Saturdays only 10-5

21 Bartlett Street, Kingston, NH

Bartlett Street is directly off Kingston Common (or Plains) Turn at Rick's Spirits. Look for sign and flag halfway up the street on right.





MQX Quilt Festival™

New England 2018

Manchester, New Hampshire
April 11-14, 2018

The Center of New Hampshire / Manchester Downtown Hotel
700 Elm Street • Manchester, NH 03101

Have you experienced MQX yet? What are you waiting for?

Join us for a festival of quilts, events, education, and fun!

- Featuring twenty-nine renowned faculty members and more than 125 classes in piecing, machine quilting, fabric dyeing, design, sergers.
- More than 400 competition and special exhibit quilts including:
 - Retrospective Quilts by Margaret Solomon Gunn
 - Dotty for MQX Challenge
 - 100 quilts from Fly Me to the Moon
 - Sue Pelland Appliqué Challenge
 - Special "Space" Quilts
- On-site quilt appraisals, daily door prizes, and free lectures every hour.
- Fun evening events, great vendor shopping, and spectacular quilt displays mean that MQX has something for everyone.
- Free shuttle service from MQX hotels and local parking garages/lots.

It doesn't matter how you get here; fly, drive or walk... don't miss MQX!

— Janet-Lee Santeusano & Mary Schilke

www.MQXShow.com
Machine Quilters Exposition, LLC

Show Hours:
Wednesday, April 11th 7-9:30 pm only
Thursday, April 12th, 9 am – 6 pm
Friday, April 13th, 9 am – 6 pm
Saturday, April 14th, 9 am – 5 pm
\$12 admission (good for all show days)



Follow us on Facebook:
mqxshow.com/MQXFaceBook

Thank You to our Sponsors!

Diamond Corporate Sponsors:
Gammill Quilting Machines
ABM/Innova

Platinum Corporate Sponsor:
Superior Threads

Silver Corporate Sponsors:
Bittersweet Fabric Shop
IntelliQuilter

New Trends in Home Decor

By Kathy Graham

FARMHOUSE!

The new look in home décor is Farmhouse. Booth after booth at the winter trade shows featured this emerging trend. There were lots of variations to this theme including industrial, vintage, shabby, antique and repurposed. Chip and Joanna Gaines from the hit HGTV show, "Fixer Upper," have had a huge influence in the growing popularity of the farmhouse style. They rebuild and redecorate homes in the Waco, Texas area in predominately a simple, industrial style. Joanna uses antiques and industrial pieces that she accents with fresh and faux greens and lots of smaller antiques that she finds at local antique shops and shows.

Everyone from Baby Boomers to Millennials is embracing this fresh decorating trend. Kim Hoover from Grace & Glory Giftware states that "The goal is always to be on trend. This year it's farmhouse. "Kim sells a variety of accent pieces including banners, battery operated tapers and seasonal decorations. Her booth at Market Square is shown below.

Traditional farm animals were shown in many booths as accent pieces, on pottery, curtains, placemats and more. Park Designs offered a line of linens and pottery called "Hen Pecked." featuring a simple black chicken on a beige background.



Colors in the Farmhouse style include large amounts of white accented with black. Gray is also a favorite neutral along with very pale beige. Park Designs has a simple gray and white pattern line called Wicklow.



Colonial Tin, Park Deigns, Ragon House and many others showed a large number of galvanized accent pieces including, divided bins, trays and boxes. Most of these pieces had an industrial look. Wire boxes and baskets were also shown in many booths. Large industrial and repurposed-style clocks were popular. Many vendors were showing industrial style light fixtures in many shapes and sizes.

Miniature farm trucks and tractors were used as accents. Old-fashioned enamelware pieces were often shown as well as old- looking glassware such as Mason Jars.



Soft sky blue is often a popular accent color. Split Pea offers simple, contemporary Farmhouse style linens in these soft neutral colors.

Navy is starting to show a comeback as in this pillow from Park Designs. A new plaid pattern from Country House is also available. Blues, especially, navies have been difficult to find in any product for many years.

